


TX5032-1S



General Description

Ceramic packaged VC/TCXO with good mechanical reliability

Features

Very tight stability : $\pm 0.5\text{ppm}$
 Wide range of supply voltage
 Very low Phase noise and Jitter

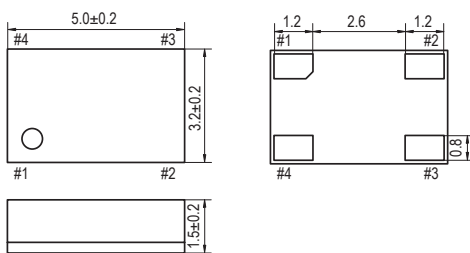
Main applications

GPS, WiMAX, Cellular phones, wireless, telecomm.

Electrical characteristics

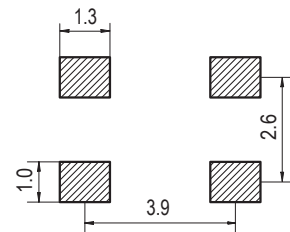
Item	Values		
Part number	TX5032-1S	TX5032-1SV	TX5032-1SE
Type	TCXO	VCTCXO	TCXO
Output Waveform	Clipped Sinus		
Frequency range	13 - 52 MHz		
Supply voltage	+1.8V , +2.5V , +2.8V , +3.0V , +3.3V		
Control Voltage		0.9V \pm 0.8V (1.8V) 1/2Vdd \pm 1V (2.5,3.3V)	
Initial frequency tolerance @ +25°C	$\pm 1.5\text{ppm max}$		
Frequency stability	vs temp. vs Vdd vs Load	up to $\pm 0.5\text{ppm}$ in -30°C / +85°C $< \pm 0.2\text{ppm}$ @ Vdd $\pm 5\%$ $< \pm 0.2\text{ppm}$ @ 10K $\Omega \pm 10\%$ // 10pF $\pm 10\%$	
Aging	$< \pm 1\text{ppm / year}$		
Operating temp. range	-30°C / +75°C , -30°C / +85°C		
Storage temp. range	-40°C / +85°C		
Current consumption	2mA max		
Output	0.8Vp-p min.		
Output load	10K Ω // 10pF		
Frequency adjsutment	-	± 8 to $\pm 13\text{ppm}$ (1.8V) ± 9 to $\pm 15\text{ppm}$ (2.5,3.3V)	-
Slope	-	positive	-
Start up time	10ms max		
SSB Phase noise	-133dBc/Hz typ. @ 1KHz offset		
Short term stability	$\pm 1\text{ppb max}$ (allan variance tau=1s)		

Dimensions



PIN	CONNECTION			
	TCXO	VC-TCXO	TCXO	
	SXO-4053CS	SXO-4053CSV	SXO-4053CSED	
1	NC or GND	Vcontrol	"L"	OPEN or "H"
2	GND			
3	OUTPUT	OUTPUT	Z	OUTPUT
4	VDD			

Z : high impedance



Remark : specifications subject to change without prior notice. Please confirm with our sales



TX5032-1S

Part Number Generator

TX5032-1S **A** **15** **A** **S** **T** - **013.000000** **xxx**
 0 1 2 3 4 5 6 7

0 : Type
 TX5032-1S
 TX5032-1SV
 TX5032-1SE

5 : Pulling range
 T = TCXO
 8 > ±8.0ppm
 10 > ±10ppm

1 : Vcc
 F = +1.8V
 E = +2.5V
 A = +2.8V
 B = +3.0V
 C = +3.3V

6 : Frequency (MHz)
 □□□.□□□□□□
 max 10 digits including comma

7 : Customized code
 Note : factory use

2 : Stability in temperature
 05 < ±0.5ppm
 10 < ±1.0ppm
 15 < ±1.5ppm
 20 < ±2.0ppm
 25 < ±2.5ppm

3 Op. temp. range
 B = -30/+75
 A = -30/+85

4 : Output
 S = Clipped sinus