

VCXO (LVPECL LVDS)

VX7050P , VX7050L



General Description
Ceramic packaged VCXO with wide frequency range, compact size, good mechanical reliability

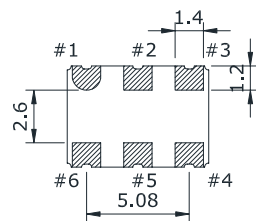
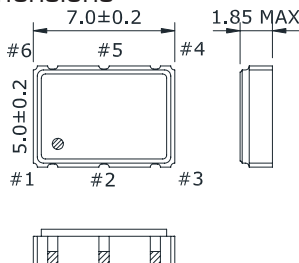
Features
Wide frequency range
Low phase noise and Jitter

Main applications
Radio transmitter, Digital image device, Ethernet, Base stations, Optical transmission

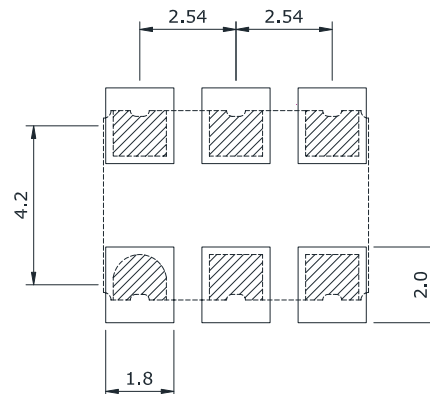
Electrical characteristics

Item	Values			
Part number	VX7050P (LVPECL)		VX7050L (LVDS)	
Output Waveform	SQUARED DIFF.			
Supply voltage	+2.5V , +3.3V			
Control Voltage	+1.25V ±1.05V(1.25V) , +1.65V ±1.35V(1.65V)			
Oscillation mode	Fund. or 3th Ov	PLL	Fund. or 3th Ov	PLL
Frequency range	13 - 170 MHz	80.1 - 800 MHz	13 - 170 MHz	80.1 - 800 MHz
Frequency deviation	±50ppm or user spec			
Current consumption	85mA max		100mA max	
Linearity	10%			
Slope	positive			
Operating temp. range	-20°C / +70°C or -40°C/+85°C or user spec			
Storage temp. range	-55°C / +125°C			
Frequency stability	< ±50ppm or user spec			
Output load	50Ω to Vdd-2.0V		100Ω (OUT - OUTN)	
Duty cycle	40%...60%			
Output high Level	LVPECL LVDS	1.415V - 1.76V (2.5Vdd) , 2.215V - 2.42V (3.3Vdd) 1.43 typ - 1.6V max		
Output Low Level	LVPECL LVDS	0.67V - 1.195V (2.5Vdd) , 1.47V - 1.745V(3.3Vdd) 0.9V min - 1.1V typ		
Tr /Tf	0.8ns max			
Start up time	5ms max			
Aging	< ±3ppm			
Phase jitter [12KHz - 20MHz]	1ps RMS max	3ps RMS max	1ps RMS max	3ps RMS max

Dimensions



CONNECTION
#1 : V.C
#2 : Tri-state or N.C
#3 : GND
#4 : OUTPUT(Q)
#5 : OUTPUT(Q)
#6 : VDD



Remark : specifications subject to change without prior notice. Please confirm with our sales

VCXO (LVPECL LVDS)

VX7050P , VX7050L

Part Number Generator

VX7050P **3** **10** **A** **-** **D** **10** **E** **-** **010.000000** **xxx**
 0 1 2 3 4 5 6 7 8 9

0 : Type
 VX7050P
 VX7050L

5 : Pulling range
 C > ±50ppm
 D > ±100PPM

1 : Vcc
 2 = +2.5V
 3 = +3.3V

6 : Linearity
 5 = 5%
 10 = 10%
 etc

2 : Stability in temperature
 10 < ±10ppm
 15 < ±15ppm
 20 < ±20ppm
 25 < ±25ppm
 30 < ±30ppm
 50 < ±50ppm

7 : Option
 blank = no option
 E = Enable / Disable

3 Op. temp. range
 blank = -20/+70
 A = -40/+85

8 : Frequency [MHz]
 □□□.□□□□□□
 max 10 digits including
 comma

4 : Duty Cycle
 blank = 40% - 60%

9 : Customized code
 Note : factory use